


❑ Dry Cargo Container

◆ 20' Steel Dry Cargo Container


Exterior				
Length	Width	Height		
20'-0"	8'-0"	8'-6"		
6.058 m	2.438 m	2.591 m		
Interior				
Length	Width	Height		
19'-4 13/16"	7'-8 19/32"	7'-9 57/64"		
5.898 m	2.352 m	2.385 m		
Weight			Door Opening	
MGW	TARE	NET	Width	Height
52,910 lb	5,140 lb	47,770 lb	7'-8 1/8"	7'-5 3/4"
67,200 lb	5,290 lb	61,910 lb	2.343 m	2.280 m
24,000 kg	2,330 kg	21,670 kg	CU.M	CU.FT
30,480 kg	2,400 kg	28,080 kg	33.1	1,169
Purpose				
1. Captioned units (MGW 30,480 KG) can be coordinated from EMCU 3204073 and EISU 3568118.				
2. Used for all kinds of general cargo.				

▲top

◆ 40' Steel Dry Cargo Container

Exterior				
Length	Width	Height		
40'-0"	8'-0"	8'-6"		
12.192 m	2.438 m	2.591 m		
Interior				
Length	Width	Height		
39'-5 45/64"	7'-8 19/32"	7'-9 57/64"		
12.032 m	2.352 m	2.385 m		
Weight			Door Opening	
MGW	TARE	NET	Width	Height
67,200 lb	8,820 lb	58,380 lb	7'-8 1/8"	7'-5 3/4"
			2.343 m	2.280 m
30,480 kg	4,000 kg	26,480 kg	CU.M	CU.FT
			67.5	2,385
Purpose				
Used for all kinds of general cargo.				

◆ **40' Hi-Cube Steel Dry Cargo Container**

Exterior				
Length	Width	Height		
40'-0"	8'-0"	9'-6"		
12.192 m	2.438 m	2.896 m		
Interior				
Length	Width	Height		
39'-5 45/64"	7'-8 19/32"	8'-9 15/16"		
12.032 m	2.352 m	2.69 m		
Weight			Door Opening	
MGW	TARE	NET	Width	Height
67,200 lb	9,260 lb	57,940 lb	7'-8 1/8"	8'-5 49/64"
			2.343 m	2.585 m
30,480 kg	4,200 kg	26,280 kg	CU.M	CU.FT
			76.2	2,690
Purpose				
Used for all kinds of general cargo.				

◆ **45' Hi-Cube Steel Dry Cargo Container**

Exterior				
Length	Width	Height		
45'-0"	8'-0"	9'-6"		
13.716 m	2.438 m	2.896 m		
Interior				
Length	Width	Height		
44'-5 7/10"	7'-8 19/32"	8'-10 17/64"		
13.556 m	2.352 m	2.698 m		
Weight			Door Opening	
MGW	TARE	NET	Width	Height
67,200 lb	10,580 lb	56,620 lb	7'-8 1/8"	8'-5 3/4"
			2.340 m	2.585 m
30,480 kg	4,800 kg	25,680 kg	CU.M	CU.FT
			86.1	3,040
Purpose				
Used for all kinds of general cargo.				

Exterior						
Length	Width	Height				
45'-0"	8'-0"	9'-6"				
13.716 m	2.438 m	2.896 m				
Interior						
Length	Width	Height				
44'-5 7/10"	7'-8 19/32"	8'-10 17/64"				
13.556 m	2.352 m	2.698 m				
Weight			Door Opening			
MGW	TARE	NET	Width	Height		
67,200 lb	10,858 lb	56,342 lb	7'-8 1/8"	8'-5 3/4"		
			2.340 m	2.585 m		
30,480 kg	4,870 kg	25,610 kg	CU.M	CU.FT		
			86	3,040		
Purpose						
Captioned units can be coordinated from EISU 804001~EISU 804500 and EMCU 801001~EMCU 80250.						

Exterior						
Length	Width	Height				
45'-0"	8'-0"	9'-6"				
13.716 m	2.438 m	2.896 m				
Interior						
Length	Width	Height				
44'-5 7/10"	7'-8 19/32"	8'-10 17/64"				
13.556 m	2.352 m	2.698 m				
Weight			Door Opening			
MGW	TARE	NET	Width	Height		
71,650 lb	10,360 lb	61,290 lb	7'-8"	8'-6"		
			2.340 m	2.585 m		
32,500 kg	4,700 kg	27,800 kg	CU.M	CU.FT		
			86	3,040		
Purpose						
Captioned units can be coordinated from EISU 802001~EISU 804000.						

Refrigerated Container

20' M.G.S.S. Refrigerated Container

Exterior				
Length	Width	Height		
20'-0"	8'-0"	8'-6"		
6.058 m	2.438 m	2.591 m		
Interior				
Length	Width	Height		
18'- 17/32"	7'-6 15/32"	7'-5 39/54"		
5.500 m	2.298 m	2.276 m		
Nominal			Weight	
Cubic Capacity			MGW	TARE
1,016 cu.ft.			67,180 lb	6,700 lb
28.8 cu.m.			30,480 kg	3,020 kg
Cooling capacity	Air exchange rate		Type	Temp. control precision
w(kcal)/C(F)	CFM	cu.m/hr		
11,000(9,460)/1.7(35) 6,280(5,400)/-18(0)	0-106	0-180	MHI CPE14-2BAIIIIEU	+0.25C
10,550(9,073)/2(35) 6,150(5,289)/-18(0)	0-142	0-240	CARRIER 69NT40-551-501	+0.25C



[▲top](#)

20' Aluminum Refrigerated Container

Exterior				
Length	Width	Height		
20'-0"	8'-0"	8'-6"		
6.058 m	2.438 m	2.591 m		
Interior				
Length	Width	Height		
17'-0"	7'-6"	7'-3"		
5.480 m	2.286 m	2.235 m		
Nominal			Weight	
Cubic Capacity			MGW	TARE
989 cu.ft.			52,800 lb	6,170 lb
28 cu.m.			24,000 kg	2,800 kg
Cooling capacity	Air exchange rate		Type	Temp. control precision
w(kcal)/C(F)	CFM	cu.m/hr		
11,000(9,460)/1.7(35) 6,280(5,400)/-18(0)	0-106	0-180	MHI CPE14-2BAIIIIEU	+0.25C



◆ 40' M.G.S.S. Hi-Cube Refrigerated Container

Exterior			Weight			
Length	Width	Height			MGW	TARE
40'-0"	8'-0"	9'-6"			74,960 lb	10,490 lb
12.192 m	2.438 m	2.896 m	34,000 kg	4,760 kg		
Interior			Type	Temp. control precision		
Length	Width	Height				
37'-11 55/64"	7'-6 15/32"	8'-4 5/32"				
11.585 m	2.290 m	2.544 m	MHI CPE16-2BAIIIIV	+-.0.25C		
Nominal		Weight				
Cubic Capacity		MGW				
2,384 cu.ft.		74,960 lb				
67.5 cu.m.		34,000 kg				
Cooling capacity	Air exchange rate		Type	Temp. control precision		
w(kcal)/C(F)	CFM	cu.m/hr				
11,000(9,460)/1.7(35) 6,280(5,400)/-18(0)	0-106	0-180				
10,550(9,073)/2(35) 6,150(5,289)/-18(0)	0-142	0-240	CARRIER 69NT40-551-501	+-.0.25C		



▲top

◆ 40' Hi-Cube Aluminum Refrigerated Container

Exterior			Weight			
Length	Width	Height			MGW	TARE
40'-0"	8'-0"	9'-6"			67,200 lb	9,480 lb
12.192 m	2.438 m	2.896 m	30,480 kg	4,300 kg		
Interior			Type	Temp. control precision		
Length	Width	Height				
37'-11"	7'-6"	8'-2"				
11.563 m	2.286 m	2.507 m	MHI CPE14-2BAIIIA/ES	+-.0.25C		
Nominal		Weight				
Cubic Capacity		MGW				
2,340 cu.ft.		67,200 lb				
66.27 cu.m.		30,480 kg				
Cooling capacity	Air exchange rate		Type	Temp. control precision		
CFM	cu.m/hr	w(kcal)/C(F)				
11,000(9,460)/1.7(35) 6,280(5,400)/-18(0)	0-106	0-180				



Special Container

20' Full Height Open Top Container

Exterior		
Length	Width	Height
20'-0"	8'-0"	8'-6"
6.058 m	2.438 m	2.591 m
Interior		
Length	Width	Height
19'-4"	7'-8 1/2"	7'-8 1/8"
5.898 m	2.352 m	2.342 m
Weight		
MGW	TARE	NET
44,800 lb	4,850 lb	39,950 lb
20,320 kg	2,200 kg	18,120 kg
CU.M		CU.FT
32.5		1,148
Purpose		
Captioned units can be coordinated from UGMU 490001~UGMU 490150, EMCU 460261~EMUC 460520 and EISU 460001~EISU 460400.		



20' Flat Rack Container with Four Freestanding Posts

Exterior		
Length	Width	Height
20'-0"	8'-0"	8'-6"
6.058 m	2.438 m	2.591 m
Interior		
Length	Width	Height
18'-6 7/16"	6'-7 59/64"	6'-9 39/64"
5.650 m	2.030 m	2.073 m
Weight		
MGW	TARE	NET
66,140 lb	6,150 lb	59,990 lb
30,000 kg	2,790 kg	27,210 kg
Purpose		
Captioned units can be coordinated from EMCU 760321~EMCU 760520.		



◆ **20' Flat Rack Container with Collapsible End**

Exterior		
Length	Width	Height
20'-0"	8'-0"	8'-6"
6.058 m	2.438 m	2.591 m
Interior		
Length	Width	Height
18'-5 62/64"	7'-3 46/64"	7'-3 59/64"
5.638 m	2.228 m	2.233 m
Weight		
MGW	TARE	NET
74,950 lb	6,370 lb	68,580 lb
34,000 kg	2,890 kg	31,110 kg



Purpose

Captioned units can be coordinated from EISU 750000 to EISU 750300.

▲top

◆ **20' Fuel Tank Container**

Exterior		
Length	Width	Height
20'-0"	8'-0"	8'-6"
6.058 m	2.438 m	2.591 m
Weight		
MGW	TARE	NET
36,000 kg	3,385 kg	32,615 kg



Capacity

24,000 litres

Design Temp.

-20°C to 130°C

Purpose

Captioned units can be coordinated from EISU 8010010 to EISU 8010453, and are need for power pack generators equipped on group vessels, not for export or import purpose.

▲top

◆ 20' Power Pack Generator Container

Exterior		
Length	Width	Height
20'-0"	8'-0"	8'-6"
6.058 m	2.438 m	2.591 m
Interior		
Length	Width	Height
19'-4 13/16"	7'-8 19/32"	7'-9 57/64"
5.898 m	2.352 m	2.385 m
Weight		
MGW	TARE	MACHINE
8,500 kg	2,400 kg	6,100 kg
Power Supply		Socket
450 kw		40
Purpose		
Captioned units can be coordinated from EMCU 0000013 to EMCU 0000409.		



▲top

◆ 40' Flat Rack Container with Four Freestanding Posts

Exterior		
Length	Width	Height
40'-0"	8'-0"	8'-6"
12.192 m	2.438 m	2.591 m
Interior		
Length	Width	Height
38'-7 15/16"	6'-7 59/64"	6'-4 1/2"
11.784 m	2.030 m	1.943 m
Weight		
MGW	TARE	NET
99,210 lb	11,908 lb	87,302 lb
45,000 kg	5,400 kg	39,600 kg
Purpose		
Captioned units can be coordinated from UGMU 707001~UGMU 707050; EMCU 700251~EMCU 700450.		



▲top

▲top

◆ 40' Flat Rack Container with Collapsible End

Exterior		
Length	Width	Height
40'-0"	8'-0"	8'-6"
12.192 m	2.438 m	2.591 m
Interior		
Length	Width	Height
38'-7 39/64"	7'-3 46/64"	6'-4 61/64"
11.776 m	2.228 m	1.955 m
Weight		
MGW	TARE	NET
99,210 lb	10,140 lb	89,070 lb
45,000 kg	4,600 kg	40,400 kg



Purpose

Captioned units can be coordinated from EISU 710000~EISU 710500, EMCU 700451~EMCU 700650

▲top

◆ 40' Flat Rack Hi-Cube Container

Exterior		
Length	Width	Height
40'-0"	8'-0"	9'-6"
12.192 m	2.438 m	2.896 m
Interior		
Length	Width	Height
38'-2 3/4"	7'-9 7/16"	7'-5 1/8"
11.652 m	2.374 m	2.264 m
Weight		
MGW	TARE	NET
115,740 lb	11,460 lb	104,280 lb
52,500 kg	5,200 kg	47,300 kg



Purpose

Captioned units can be coordinated from EMCU700681-700780

▲top

◆ 40' Full Height Open Top Container

Exterior		
Length	Width	Height
40'-0"	8'-0"	8'-6"
12.192 m	2.438 m	2.591 m
Interior		
Length	Width	Height
39'-5"	7'-8 1/2"	7'-8 1/8"
12.034 m	2.352 m	2.330 m
Weight		
MGW	TARE	NET
67,200 lb	9,040 lb	58,160 lb
30,480 kg	4,100 kg	26,380 kg
CU.M		CU.FT
65.9		2,327
Purpose		
Captioned units can be coordinated from EMCU 400362~EMCU 400810, UGMU 407001~UGMU 407050 and EISU 400001~EISU 400600.		



▲top



◆ 40' Hi-Cube Open Top Container

Exterior		
Length	Width	Height
40'-0"	8'-0"	9'-6"
12.192 m	2.438 m	2.896 m
Interior		
Length	Width	Height
39'-6"	7'-9"	8'-8 7/16"
12.032 m	2.352 m	2.653 m
Weight		
MGW	TARE	NET
67,200 lb	9,390 lb	57,810 lb
30,480 kg	4,260 kg	26,220 kg
CU.M		CU.FT
75.1		2,650
Purpose		
Captioned units can be coordinated from EMCU400911-401010		



▲top

◆ **40' Hi-Cube Hanger Container**

Exterior				
Length	Width	Height		
40'-0"	8'-0"	9'-6"		
12.19 m	2.44 m	2.90 m		
Interior				
Length	Width	Height		
39'-5 45/64"	7'-8 19/32"	8'-9 15/16"		
12.03 m	2.35 m	2.69 m		
Weight			Door Opening	
MGW	TARE	NET	Width	Height
67,200 lb	9,172 lb	58,028 lb	7'-8 1/8"	8'-5 49/64"
30,480 kg	4,200 kg	26,280 kg	2.343 m	2.585 m
Purpose				
Used for all kinds of garment.				

▲top